

Beta — EASY —

range
2019

by
 **Beta**



www.beta-tools.com

Validade 31.12.19. P.V.P. Promo Iva excluido

903E/C42

009031042

1/4"

42

Sortido de 13 chaves de caixa sextavadas, 18 bits, 4 chaves sextavadas offset e 7 acessórios em estojo de plástico

€ 38,00

| | | | |
|--|----------|------|---------------------------------------|
| | C900 | ○ | 4-4,5-5-5,5-6-7-8-9-10-11-12-13-14 mm |
| | 900E/55 | ⊗ | |
| | C900/25 | | |
| | C900/20 | | 50 mm |
| | C900/20L | | 100 mm |
| | C900/42 | | 115 mm |
| | C900/30 | | 150 mm |
| | 96 | ○ | 1,3-1,5-2-2,5 mm |
| | C900AD | ⊗ 14 | |
| | 861LP | ● | ⊗ 0,6x4-0,8x5,5-1,2x6,5 mm |
| | 861PH | ⊕ | ⊗ PH1-PH2-PH3 |
| | 861PZ | ⊕ | ⊗ PZ1-PZ2-PZ3 |
| | 861PE | ○ | ⊗ 3-4-5-6 mm |
| | 861TX | ⊗ | ⊗ T10-T15-T20-T25-T30 |



190x160x60 mm

860EA/31

008600992

1/4" □ ☆ ⊕ ⊕ ⊕ ⊕

31

Jogo 30 bits com porta-bits magnético, em estojo de plástico

| | | | |
|--|-------|---|--|
| | 861LP | ● | 0,5x3-0,6x4,5-0,8x5,5-1,0x5,5-1,2x6,5-1,6x8 mm |
| | 861PH | ⊕ | PH1-PH2-PH3 |
| | 861PZ | ⊕ | PZ1-PZ2-PZ3 |
| | 861PE | ○ | 2-3-4-5-6-8 mm |
| | 861TX | ⊗ | T8-T9-T10-T15-T20-T25-T27-T30-T40 |
| | 861PQ | ○ | 1-2-3 mm |
| | 882M1 | ○ | 1/4 - ● 1/4 |

€ 17,00






100x60x30 mm

923E-PE/C18

009231028

1/2"

Jogo de 18 chaves de caixa para parafusos de cabeça hexagonal em estojo de plástico

| | | | |
|---|-----------|---|--------------------------------|
|  55 mm | C920PE | ○ | 4-5-6-7-8-10-12 14-17-19 mm |
|  100 mm | C920PE-L | ○ | 4-5-6-7-8 mm |
|  140 mm | C920PE-XL | ○ | 10-12-14 mm |

€ 57,00

285x210x84 mm






923E-TX/C18

009231018

1/2"

Jogo de 18 chaves de caixa para parafusos de cabeça Torx® em estojo de plástico

| | | | |
|---|-----------|---|---|
|  55 mm | C920TX | ⊕ | T20-T25-T27-T30-T40- T45-T50-T55-T60-T70 |
|  100 mm | C920TX-L | ⊕ | T20-T25-T27-T30-T40 |
|  140 mm | C920TX-XL | ⊕ | T45-T50-T55 |

€ 53,00

285x210x84 mm



913E/C33

009131033

3/8"

33

Sortido de 28 chaves de caixa sextavadas e 5 acessórios, em estojo de plástico

| | | | |
|---|----------|---|--|
|  | C910A | ○ | 6-7-8-9-10-11-12-13-14-15-16-17-18-19-20-21-22-24 mm |
|  | C910AL | ○ | 8-9-10-12-13-14-17-19 mm |
|  | C956E | ○ | 16 mm (5/8") 21 mm (13/16") |
|  | 910E/55 | ⊗ | |
|  | C910/25 | | |
|  | C910/21 | | 75 mm |
|  | C910/22 | | 150 mm |
|  | C920/15F | □ | 1/2" - 3/8" |

€ 61,00

285x210x84 mm





923E-FTX/C17

009231017

1/2"

17

Sortido de 17 chaves de caixa para parafusos de cabeça Torx®, em estojo de plástico

| | | | |
|---|---------|---|-------------------------------------|
|  | C920FTX | ⊗ | E10-E12-E14-E16-E18-E20-E22-E24 |
|  | C920TX | ⊗ | T20-T25-T27-T30-T40-T45-T50-T55-T60 |

€ 38,00

285x210x84 mm









923E/C25

009231025

1/2"

25

Sortido de 20 chaves de caixa sextavadas e 5 acessórios, em estojo de plástico

| | | | |
|---|----------|---------------|--|
|  | C920A | ○ | 8-9-10-11-12-13-14-15-16-17-18-19-20-21-22-23-24-27-30-32 mm |
|  | 920E/55 | ⊗ | |
|  | C920/25 | | |
|  | C920/21 | | 125 mm |
|  | C920/22 | | 250 mm |
|  | C910/16F | □ 3/8" ■ 1/2" | |

€ 71,00

285x210x84 mm



928E/C17

009282017

3/4"

17

Sortido de 12 chaves de caixa sextavadas e 5 acessórios, em estojo de plástico

| | | | |
|---|---------|---|--|
|  | C928A | ○ | 22-24-27-30-32-34-36-38-41-46-50-55 mm |
|  | C928/55 | ⊗ | |
|  | C928/25 | | |
|  | C928/21 | | 100 mm |
|  | C928/22 | | 200 mm |
|  | C928/42 | | 455 mm |

€ 199,00

555x370x92 mm



903E/C98

009031098

1/4" 1/2"

Sortido de 45 chaves de caixa sextavadas, 35 bits, 4 chaves sextavadas offset e 14 acessórios, em estojo de plástico

€ 117,00

98

375x295x84 mm



1/4"

| | | | |
|--|----------|---|---------------------------------------|
| | C900 | ○ | 4-4,5-5-5,5-6-7-8-9-10-11-12-13-14 mm |
| | C900L | ○ | 6-7-8-9-10-11-12-13 mm |
| | 900E/55 | ⊕ | |
| | C900/25 | | |
| | C900/20 | | 50 mm |
| | C900/20L | | 100 mm |
| | C900/30 | | 150 mm |
| | C900/42 | | 115 mm |

1/2"

| | | | |
|--|---------|---|---|
| | C920A | ○ | 10-11-12-13-14-15-16-17-18-19-20-21-22-24-27-30-32 mm |
| | C920L | ○ | 14-15-17-19-22 mm |
| | C956C | ○ | 16 mm (5/8") - 21 mm (13/16") |
| | 920E/55 | ⊕ | |
| | C920/25 | | |
| | C920/21 | | 125 mm |
| | C920/22 | | 250 mm |

| | | |
|--|----------|----------------------------|
| | C910/16F | □ 3/8" - ■ 1/2" |
| | C895/6 | □ 1/2" - ○ 5/16" |
| | C900AD | ⊕ 14 |
| | 892/0 | ● 1/4" - ■ 1/4" |
| | 861PH | ⊕ PH1-PH2 |
| | 861PZ | ⊕ PZ1-PZ2 |
| | 861PE | ○ 3-4-5-6 mm |
| | 861LP | ● 0,6x4-0,8x5,5-1,2x6,5 mm |
| | 861TX | ⊕ T10-T15-T20-T25-T27-T30 |
| | C866LP | ● 1,6x8-1,6x10-2,0x12 mm |
| | C866PH | ⊕ PH3-PH4 |
| | C866PZ | ⊕ PZ3-PZ4 |
| | 866PE | ○ 7-8-10-12-14 mm |
| | 866TX | ⊕ T40-T45-T50-T55-T60-T70 |
| | 96 | ○ 1,3-1,5-2-2,5 mm |

903E/C170

009031170

1/4" 3/8" 1/2"

Sortido de 74 chaves de caixa sextavadas, 42 bits, 30 chaves de aperto, 7 chaves sextavadas offset e 17 acessórios, em estojo de plástico

170

€ 219,00

453x375x90 mm



| 1/4" | | | | |
|------|----------|---|---------------------------------------|--|
| | C900 | ○ | 4-4,5-5-5,5-6-7-8-9-10-11-12-13-14 mm | |
| | C900L | ○ | 4-5-6-7-8-9-10 mm | |
| | 900E/55 | ⊗ | | |
| | C900/25 | | | |
| | C900/20 | | 50 mm | |
| | C900/20L | | 100 mm | |
| | C900/30 | | 150 mm | |
| | C900/42 | | 115 mm | |
| | C900FTX | ⊗ | E4-E5-E6-E7-E8 | |
| | C900LP | ● | 0,8x4-1,0x5,5-1,2x6,5-1,2x8 mm | |
| | C900PH | ⊕ | PH0-PH1-PH2 | |
| | C900PZ | ⊕ | PZ0-PZ1-PZ2 | |
| | C900ME | ○ | 3-4-5-6 mm | |
| | C900TX | ⊗ | T08-T09-T10-T15-T20-T25-T27-T30 | |
| | C900RTX | ⊗ | T08-T09-T10-T15-T20-T25-T27-T30 | |

| 1/2" | | | | |
|------|----------|---|---|--|
| | C920A | ○ | 10-11-12-13-14-15-16-17-18-19-20-21-22-24-27-30-32 mm | |
| | C920L | ○ | 16-17-18-19-22 mm | |
| | C920FTX | ⊗ | E18-E20-E24 | |
| | C956C | ○ | 16 mm (5/8") - 21 mm (13/16") | |
| | 920E/55 | ⊗ | | |
| | C920/25 | | | |
| | C920/21 | | 125 mm | |
| | C920/22 | | 250 mm | |
| | C910/16F | | □ 3/8" - ■ 1/2" | |

| | | | | |
|--|---------|---|-----------------------------------|--|
| | 96 | ○ | 0,9-1,5-2-2,5-3-4-5 mm | |
| | C895/4 | | □ 3/8" - ○ 5/16" | |
| | C895/6 | | □ 1/2" - ○ 5/16" | |
| | C900AD | | ⊗ - 14" | |
| | 892/0 | | ⊗ - 14" | |
| | 861RTX | ⊗ | ⊗ T09-T10-T15-T20-T25-T27-T30-T40 | |
| | 861TX | ⊗ | ⊗ T6-T7-T8 | |
| | 861RIBE | ⊗ | ⊗ 7-8-9 mm | |
| | 861XZN | ○ | ⊗ 5-6-8 mm | |
| | C866LP | ● | ⊗ 1,6x8-1,6x10-2,0x12 mm | |
| | C866PH | ⊕ | ⊗ PH3-PH4 | |
| | C866PZ | ⊕ | ⊗ PZ3-PZ4 | |
| | 866PE | ○ | ⊗ 7-8-10-12-14 mm | |
| | 866TX | ⊗ | ⊗ T40-T45-T50-T55-T60-T70 | |
| | 866RTX | ⊗ | ⊗ T40-T45-T50-T55-T60-T70 | |

| 3/8" | | | | |
|------|---------|---|----------------------------------|--|
| | C910A | ○ | 10-11-12-13-14-15-16-17-18-19 mm | |
| | C910AL | ○ | 10-11-12-13-14-15 mm | |
| | C910FTX | ⊗ | E10-E11-E12-E14-E16 | |
| | C956E | ○ | 18 mm (11/16") | |
| | 910E/55 | ⊗ | | |
| | C910/25 | | | |
| | C910/22 | | 150 mm | |

2046E/C116

020460116

1/4" 1/2"

Estojo com sortido de 116 ferramentas de manutenção geral, em plástico

116

€ 197,00

453x375x90 mm



1/4"

| | | | |
|--|-----------------|---|---------------------------------------|
| | C900 | ○ | 4-4,5-5-5,5-6-7-8-9-10-11-12-13-14 mm |
| | C900L | ○ | 6-7-8-9-10-11-12-13 mm |
| | 900E/55 | ⊕ | |
| | C900/25 | | |
| | C900/20 | | 50 mm |
| | C900/20L | | 100 mm |
| | C900/30 | | 150 mm |
| | C900/42 | | 115 mm |

1/2"

| | | | |
|--|-----------------|---|---|
| | C920A | ○ | 10-11-12-13-14-15-16-17-18-19-20-21-22-24-27-30-32 mm |
| | C920L | ○ | 14-15-17-19-22 mm |
| | C956C | ○ | 16 mm (5/8") - 21 mm (13/16") |
| | 920E/55 | ⊕ | |
| | C920/25 | | |
| | C920/21 | | 125 mm |
| | C920/22 | | 250 mm |
| | C910/16F | □ | 3/8" - 1/2" |
| | C895/6F | □ | 1/2" - 5/16" |

| | | | |
|--|---------------|---------|--|
| | C900AD | 10 1/4" | |
| | 892/0 | ⬢ | 1/4" - 1/4" |
| | 861PH | ⊕ | 10 PH1-PH2 |
| | 861PZ | ⊕ | 10 PZ1-PZ2 |
| | 861PE | ○ | 10 3-4-5-6 mm |
| | 861LP | ● | 10 0,6x4-0,8x5,5-1,2x6,5 mm |
| | 861TX | ⊕ | 10 T10-T15-T20-T25-T27-T30 |
| | C866LP | ● | 10 1,6x8-1,6x10-2,0x12 mm |
| | C866PH | ⊕ | 10 PH3-PH4 |
| | C866PZ | ⊕ | 10 PZ3-PZ4 |
| | 866PE | ○ | 10 7-8-10-12-14 mm |
| | 866TX | ⊕ | 10 T40-T45-T50-T55-T60-T70 |
| | 42C | ⊕ | 7-8-9-10-11-12-13-14-15-16-17-18-19 mm |
| | 96/SC9 | ○ | 1,5-2-2,5-3-4-5-6-8-10 mm |

2047E/C108

020470108

1/4" 1/2"

Estojo com sortido
de 108 ferramentas
de manutenção geral,
em plástico

108

€ 235,00

555x370x92 mm



1/4"

| | | | |
|--|----------|---|---------------------------------------|
| | C900 | ○ | 4-4,5-5-5,5-6-7-8-9-10-11-12-13-14 mm |
| | 900E/55 | ⊕ | |
| | C900/25 | | |
| | C900/20 | | 50 mm |
| | C900/20L | | 100 mm |
| | C900/30 | | 150 mm |
| | C900/42 | | 115 mm |



860EA/31

- 861LP 0,5x3-0,6x4-5-0,8x5-5-1,0x5-5-1,2x6-5-1,6x8 mm
- ⊕ 861PH 1-2-3
- ⊕ 861PZ 1-2-3
- 861PE 2-3-4-5-6-8 mm
- ⊕ 861TX T8-T9-T10-T15-T20-T25-T27-T30-T40
- 861PQ 1-2-3 mm
- 882M1 ○ 1/4" ● 1/4"

1/2"

| | | | |
|--|----------|-----------------|---|
| | C920A | ○ | 10-11-12-13-14-15-16-17-18-19-20-21-22-24-27-30-32 mm |
| | C956C | ○ | 16 mm (5/8") - 21 mm (13/16") |
| | 920E/55 | ⊕ | |
| | C920/25 | | |
| | C920/21 | | 125 mm |
| | C920/22 | | 250 mm |
| | C910/16F | □ 3/8" - ■ 1/2" | |

| | | | |
|--|--------|--------|--|
| | C900AD | ⊕ 1/4" | |
| | 42C | ⊕ | 7-8-9-10-11-12-13-14 15-16-17-18-19 mm |
| | 96/SC9 | ○ | 1,5-2-2,5-3-4-5-6-8-10 mm |
| | 1048 | | 250 mm |
| | 1082CM | ⌒ | 160 mm |
| | 1150CM | ≡ | 180 mm |
| | 1166CM | ● | 160 mm |
| | 1201 | ● | 3x75-4x100-5,5x125 6,5x150mm |
| | 1202 | ⊕ | PH1-PH2 |
| | 1370 | | 300 g |

2120L-E/T91-E

021200901

Caixa metálica extensível
com sortido de 91
ferramentas de
manutenção geral

€ 265,00

91



550x200x210 mm



12"



| | | |
|---------|---|--|
| C920A | ○ | 10-11-12-13-14-15-16-17-18-19-20-21-22-23-24-27-30-32 mm |
| 920E/55 | ⊗ | |
| C920/25 | | |



| | | |
|----------|-----------------|--------|
| C920/21 | ○ | 125 mm |
| C920/22 | | 250 mm |
| C910/16F | □ 3/8" - ■ 1/2" | |
| 1048 | | 250 mm |
| 1771 | 3x | 18 mm |



| | | |
|--------|---|-----------------------------------|
| 42C | ⊕ | 8-9-10-11-12-13-14-15-16-17-19 mm |
| 96/SC9 | ○ | 1,5-2-2,5-3-4-5-6-8-10 mm |



| | | |
|-------|---|--------------------------------------|
| 1201 | ● | 2,5x50-3x75-4x100-5,5x125-6,5x150 mm |
| 1201N | ● | 4x30 mm |



| | | |
|----------|---|--------------------------|
| 860EA/31 | | ⊕ ⊖ ⊕ ⊕ ⊕ ⊕ ⊕ |
| C900AD | | ⊕ 14" |
| C900/30 | | 150 mm |
| 1202 | ⊕ | PH0x60-PH1x80-PH2x100 mm |
| 1202N | ⊕ | PH1x30 mm |



| | | |
|--------|---|--------|
| 1082CM | ⌘ | 160 mm |
| 1150CM | ≡ | 180 mm |
| 1166CM | ● | 160 mm |

2056E/E

020560411

1/4" 1/2"

146

Mala com sortido de 146 ferramentas para manutenção geral

€ 375,00



465x330x170 mm

860EA/C31

| | | |
|--|-------|--|
| | 861LP | 0,5x3-0,6x4,5-0,8x5,5-1,0x5,5-1,2x6,5-1,6x8 mm |
| | 861PH | 1-2-3 |
| | 861PZ | 1-2-3 |
| | 861PE | 2-3-4-5-6-8 mm |
| | 861TX | T8-T9-T10-T15-T20 T25-T27-T30-T40 |
| | 861PQ | 1-2-3 mm |
| | 882M1 | ○ 1/4 - ● 1/4 |



1256/C36-1

| | | |
|--|---------|------------------------------------|
| | 1256TX | T3-T4-T5-T6-T7-T8-T9-T10-T15 |
| | 1256RTX | T6-T7-T8-T9-T10 |
| | 1256LP | 0,8-1,2-1,5-1,8-2,2-2,5-3-3,5-4 mm |
| | 1256PE | 0,7-0,9-1,3-1,5-2 mm |
| | 1256PH | PH000-PH00-PH0-PH1 |
| | 1256PZ | PZ000-PZ00-PZ0-PZ1 |
| | 1256/20 | |
| | 1256/30 | 4 mm 110 mm |



1/4"

| | | |
|--|----------|--|
| | 895 /1 | ◇ 1/4 - □ 1/4 |
| | C900 | ○ 4-4,5-5-5,5-6-7-8-9-10-11 12-13-14 mm |
| | C900/20 | 50 mm |
| | C900/20L | 100 mm |
| | C900/25 | |
| | C900/30 | 150 mm |
| | C900/42 | 110 mm |
| | 900E/55 | ⊗ |

1/2"

| | | |
|--|----------|--|
| | C920A | ○ 10-11-12-13-14-15-16-17-18 19-21-22-24 mm |
| | C910/16F | □ 3/8" - ■ 1/2" |
| | C920/21 | 125 mm |
| | C920/22 | 250 mm |
| | C920/25 | |
| | 920E/55 | ⊗ |

| | | |
|--|-----------|---|
| | 42C | ⊗ 8-9-10-11-12-13-14-15-16-17 18-19 mm |
| | 96BPC/SC9 | ○ 1,5-2-2,5-3-4-5-6-8-10 mm |
| | 111 | 250 mm |
| | 1048 | 250 mm |
| | 1082CM | ⌢ 160 mm |
| | 1098 | 220 mm |
| | 1150CM | ≡ 180 mm |
| | 1166CM | ● 160 mm |
| | 1128BMX | |
| | 1201 | ● 3x75-4x125-5,5x150- 6,5x150 mm |
| | 1202 | ⊕ PH1x80 - PH2x100 mm |
| | 1253 | ● 3,5x100 mm |
| | 1370 | 300 g |
| | 1692/5 | 5 m |
| | 1725CR | 150 mm |
| | 1771 | 3x 18 mm |

2054E/E-100

020540020

1/4"

Novidade

**Mala com sortido
de 100 ferramentas
para manutenção geral**

€ 210,00

100



400x300x140 mm



860EA/C31

| | | |
|--|-------|--|
| | 861LP | 0,5x3-0,6x4,5-0,8x5,5-1,0x5,5-1,2x6,5-1,6x8 mm |
| | 861PH | 1-2-3 |
| | 861PZ | 1-2-3 |
| | 861PE | 2-3-4-5-6-8 mm |
| | 861TX | T8-T9-T10-T15-T20-T25-T27-T30-T40 |
| | 861PQ | 1-2-3 mm |
| | 882M1 | ○ 1/4 - ● 1/4 |



1/4"

| | | |
|--|----------|---|
| | 882P/80 | ○ 1/4 - ● 1/4 |
| | 895 /1 | ○ 1/4 - □ 1/4 |
| | C900 | ○ 4-4,5-5-5,5-6-7-8-9-10-11-12-13-14 mm |
| | C900/20 | 50 mm |
| | C900/20L | 100 mm |
| | C900/25 | |
| | C900/30 | 150 mm |
| | C900/42 | 110 mm |
| | C900/48 | ⊕ |

| | | |
|--|---------|---|
| | 42C | ⊕ 6-7-8-9-10-11-12-13-14-15-16-17-19 mm |
| | 96K/SP9 | ○ 1,5-2-2,5-3-4-5-6-8-10 mm |
| | 1048 | 250 mm |
| | 1082CM | 160 mm |
| | 1150CM | 180 mm |
| | 1166CM | ● 160 mm |
| | 1201 | ● 3x75 - 5,5x100 - 6,5x150 mm |
| | 1202 | ⊕ PH0x60 - PH1x80 - PH2x100 mm |
| | 1253 | ● 3,5x100 mm |
| | 1370 | 300 g |
| | 1692/3 | 3 m |
| | 1770A | 9 mm |
| | 1770RL | 10x |
| | 1777BM | 190 mm |
| | 1725CR | 150 mm |

Novidade

2054E/E-128

020540022

1/4" 3/8"

Mala com sortido de 128 ferramentas para manutenção geral

€ 255,00

128



860EA/C31

| | | |
|--|-------|--|
| | 861LP | 0,5x3-0,6x4,5-0,8x5,5-1,0x5,5-1,2x6,5-1,6x8 mm |
| | 861PH | 1-2-3 |
| | 861PZ | 1-2-3 |
| | 861PE | 2-3-4-5-6-8 mm |
| | 861TX | T8-T9-T10-T15-T20 T25-T27-T30-T40 |
| | 861PQ | 1-2-3 mm |
| | 882M1 | ○ 1/4 - ● 1/4 |



1256/C21-1

| | | |
|--|---------|------------------------------|
| | 1256LP | ● 1,5-2-2,5 mm |
| | 1256PH | ⊕ PH0-PH1 |
| | 1256PZ | ⊕ PZ0-PZ1 |
| | 1256PE | ○ 0,7-0,9-1,3-1,5-2-2,5-3 mm |
| | 1256TX | ⊕ T4-T5-T6-T7 |
| | 1256RTX | ⊕ T8-T10-T15 |
| | 1256/30 | 4 mm 99 mm |



400x300x140 mm

1/4"

| | | |
|--|----------|--------------------------------------|
| | 895 /1 | ○ 1/4 - □ 1/4 |
| | C900 | ○ 4-4,5-5-5,5-6-7-8-9-10-11-12-13 mm |
| | C900/20L | 100 mm |
| | C900/25 | |
| | C900/30 | 150 mm |
| | C900/42 | 110 mm |
| | C900/48 | ⊕ |

3/8"

| | | |
|--|----------|---------------------------|
| | C910A | ○ 14-15-17-18-19-22-24 mm |
| | C910/22 | 150 mm |
| | C910/25 | |
| | C910/72 | ⊕ 18 mm (11/16") |
| | C920/15F | □ 1/2" - ■ 3/8" |

| | | |
|--|---------|---------------------------------------|
| | 42C | ⊕ 7-8-9-10-11-12-13-14-15-16-17-19 mm |
| | 96K/SP9 | ○ 1,5-2-2,5-3-4-5-6-8-10 mm |
| | 1048 | 250 mm |
| | 1082CM | ⌒ 160 mm |
| | 1150CM | ≡ 180 mm |
| | 1166CM | ● 160 mm |
| | 1128BM | 145 mm |
| | 1201 | ● 3x75 - 5,5x100 - 6,5x150 mm |
| | 1202 | ⊕ PH0x60 - PH1x80 - PH2x100 mm |
| | 1370 | 300 g |
| | 1692/3 | 3 m |
| | 1771 | 18 mm |
| | 1771RL | 10x |
| | 1835/1 | 145 mm |

2400S-07/E-M

024002291

210

Carro com 7 gavetas, com sortido de 210 ferramentas

- 7 gavetas (588x367 mm), com guias de rolamentos de esferas:
 - 5 gavetas 70 mm altura
 - 1 gaveta 140 mm altura
 - 1 gaveta 210 mm altura
- Base das gavetas protegida com tapetes em borracha
- Quatro rodízios Ø 125 mm: 2 fixos e 2 giratórios (um com travão)
- Fechadura frontal centralizada
- Capacidade de carga (estático): 800 kg
- Porta-garrafas lateral integrado



Rodízios com núcleos de metal para uma maior robustez

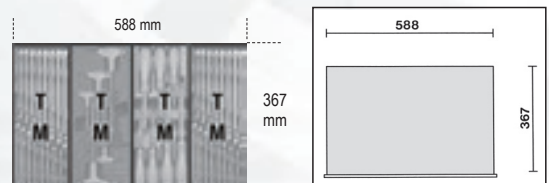
955 mm
445 mm
740 mm



Painel frontal em nylon

€ 1.089,00

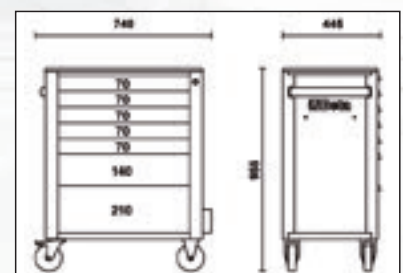
| n° | h | max |
|----|--------|-------|
| 5 | 70 mm | 25 kg |
| 1 | 140 mm | 30 kg |
| 1 | 210 mm | 30 kg |



2400S-G7/E-M
024002294



2400S-R7/E-M
024002297





1/4"

- C900 ○ 4-4,5-5-5,5-6-7-8-9-10-11-12-13-14 mm
- C900L ○ 4-4,5-5-5,5-6-7-8-9-10-11-12-13-14 mm
- 900E/55
- C900/25
- C900/20 50 mm
- C900/20L 100 mm
- C900/42 115 mm
- C900/30 150 mm
- C900ME ○ 3-4-5-6-7-8 mm
- C900TX ○ T06-T07-T08-T09-T10-T15-T20-T25
- C900AD

1/2"

- C920A ○ 8-9-10-11-12-13-14-15-16-17-18-19-20-21-22-23-24-27-30-32 mm
- C920L ○ 10-12-13-14-15-16-17-18-19-21-22 mm
- 920E/55
- C920/25
- C920/21 125 mm
- C920/22 250 mm
- C910/16F □ 3/8" - 1/2"
- C920PE ○ 5-6-7-8-9-10-12-14 mm
- C920TX ○ T27-T30-T40-T45-T50-T55-T60

860EA/C31



- 42C ○ 6-7-8-9-10-11-12-13-14-15-16-17-18-19-20-21-22-23-24 mm
- 55 ○ 6x7-8x9-10x11-12x13-14x15-16x17-18x19-20x22 mm
- 90 ○ 6x7-8x9-10x11-12x13-14x15-16x17-18x19-20x22 mm
- 111 250 mm



- 1201 ○ 2,5x50-3x75-4x1005,5x125-6,5x150-8x200 mm
- 1201N ○ 4x30 mm
- 1202 ○ PH0x60-PH1x80-PH2x100-PH3x150 mm
- 1202N ○ PH1x30 mm
- 1207TX ○ T06-T07-T08-T09-T10-T15-T20-T25-T27-T30-T40
- 96BPC/SC9 ○ 1,5-2-2,5-3-4-5-6-8-10 mm



- 1082CM 160 mm
- 1150CM 180 mm
- 1166CM 200 mm
- 1032-180 ○ 19+60 mm
- 1034-170 ○ 19+60 mm
- 1036-175 ● 19+60 mm
- 1038-175 ● 19+60 mm
- 1048 250 mm
- 1370 500 g
- 1390 Ø 35 mm
- 32 Ø 4 mm
- 34 150 mm
- 36 125 mm

2400S-07/E-L

024002292



Carro com 7 gavetas, com sortido de 295 ferramentas

- 7 gavetas (588x367 mm), com guias de rolamentos de esferas:
 - 5 gavetas 70 mm altura
 - 1 gaveta 140 mm altura
 - 1 gaveta 210 mm altura
- Base das gavetas protegida com tapetes em borracha
- Quatro rodízios Ø 125 mm: 2 fixos e 2 giratórios (um com travão)
- Fechadura frontal centralizada
- Capacidade de carga (estático): 800 kg
- Porta-garrafas lateral integrado



Rodízios com núcleos de metal para uma maior robustez

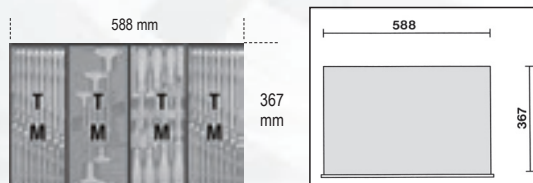
955 mm
445 mm
740 mm



Painel frontal em nylon

€ 1.239,00

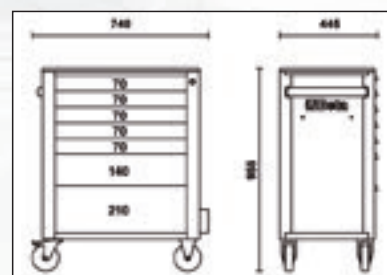
| n° | h | max |
|----|--------|-------|
| 5 | 70 mm | 25 kg |
| 1 | 140 mm | 30 kg |
| 1 | 210 mm | 30 kg |



2400S-G7/E-L
024002295



2400S-R7/E-L
024002298





1/4"

- C900 ○ 4-4,5-5-5,5-6-7-8-9-10-11-12-13-14 mm
- C900L ○ 4-4,5-5-5,5-6-7-8-9-10-11-12-13-14 mm
- 900E/55 ⊕
- C900/25
- C900/20L 50 mm
- C900/20L 100 mm
- C900/42 115 mm
- C900/30 150 mm
- C900ME ○ 3-4-5-6-7-8 mm
- C900TX ⊕ T06-T07-T08-T09-T10-T15-T20-T25
- C900AD ⊕

1/2"

- C920A ○ 8-9-10-11-12-13-14-15-16-17-18-19-20-21-22-23-24-27-30-32 mm
- C920L ○ 10-12-13-14-15-16-17-18-19-21-22 mm
- 920E/55 ⊕
- C920/25
- C920/21 125 mm
- C920/22 250 mm
- C910/16F □ 3/8" - 1/2"
- C920PE ○ 5-6-7-8-9-10-12-14 mm
- C920TX ⊕ T27-T30-T40-T45-T50-T55-T60

860EA/C31 ⊕ ⊕ ⊕ ⊕ ⊕ ⊕ ⊕ ⊕ ⊕ ⊕



- 1201 ⊕ 2,5x50-3x75-4x100-5,5x125-6,5x150-8x200 mm
- 1201N ⊕ 4x30 mm
- 1202 ⊕ PH0x60-PH1x80-PH2x100-PH3x150
- 1202N ⊕ PH1x30 mm
- 1207TX ⊕ T06-T07-T08-T09-T10-T15-T20-T25-T27-T30-T40-T45
- 1256/C36-2



- 42C ⊕ 6-7-8-9-10-11-12-13-14-15-16-17-18-19-20-21-22-23-24-27-30-32 mm
- 96BPC/SC9 ○ 1,5-2-2,5-3-4-5-6-8-10 mm



3/8"

- C910A ○ 6-7-8-9-10-11-12-13-14-15-16-17-18-19-20-21-22 mm
- C910L ○ 8-10-11-12-13-14-17-19 mm
- 910E/55 ⊕
- C910/25
- C910/21 75 mm
- C910/22 150 mm
- C920/15F □ 1/2" - 3/8"
- C910PE ○ 4-5-6-7-8-9-10 mm
- C910TX ⊕ T15-T20-T25-T27-T30-T40-T45
- 55 ⊕ 6x7-8x9-10x11-12x13-14x15-16x17-18x19-20x22 mm
- 90 ⊕ 6x7-8x9-10x11-12x13-14x15-16x17-18x19-20x22 mm



- 1082CM 160 mm
- 1150CM 180 mm
- 1166CM 200 mm
- 1032-180 ○ 19+60 mm
- 1034-170 ○ 19+60 mm
- 1036-175 ● 19+60 mm
- 1038-175 ● 19+60 mm
- 1048 250 mm
- 1370 500 g
- 1390 Ø 35 mm
- 32 Ø 4 mm
- 34 150 mm
- 36 125 mm

2400S-08/E-XL

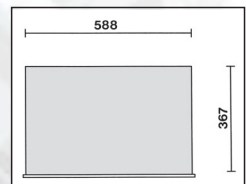

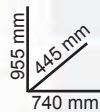
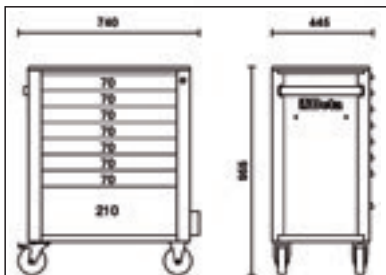
024002293

Carro com 8 gavetas, com sortido de 384 ferramentas

- 8 gavetas (588x367 mm), com guias de rolamentos de esferas:
 - 7 gavetas 70 mm altura
 - 1 gaveta 210 mm altura
- Base das gavetas protegida com tapetes em borracha
- Quatro rodízios Ø 125 mm: 2 fixos e 2 giratórios (um com travão)
- Fechadura frontal centralizada
- Capacidade de carga (estático): 800 kg
- Porta-garrafas lateral integrado



€ 1.689,00



| n° | h | Max |
|----|--------|-------|
| 7 | 70 mm | 25 kg |
| 1 | 210 mm | 30 kg |



Rodízios com núcleos de metal para uma maior robustez



Painel frontal em nylon



- | | | | |
|---------------------|--------------|-----------|----------|
| 30 Ø 2-3-4 mm | 36 125 mm | 1719BMA/Q | ■ 200 mm |
| 31 Ø 2-3-4-5-6-8 mm | 1370 500 g | 1719BMA/T | ▲ 200 mm |
| 32 Ø 4 mm | 1390 Ø 35 mm | 1719BMA/P | ▬ 200 mm |
| 34 150 mm | 1692 3 m | 1719BMA/M | ▶ 200 mm |
| 35 200-250 mm | 1712 | 1719BMA/R | ● 200 mm |
| 1771 | 1737 | | |



1/4" C900 ○ 4-4,5-5-5,5-6-7-8-9-10-11-12-13-14 mm
 C900L ○ 4-4,5-5-5,5-6-7-8-9-10-11-12-13-14 mm
 C900FTX ○ E4-E5-E6-E7-E8-E10
 900E/55 Ⓞ
 C900/25
 C900/21 50 mm
 C900/20L 100 mm
 C900/30 150 mm
 C900/42 115 mm
 C900ME ○ 3-4-5-6-7-8 mm
 C900TX ○ T06-T07-T08-T09-T10-T15-T20-T25
 C900LP ● 0,8x4-1x5,5-1,2x6,5-1,2x8 mm
 C900PH Ⓞ PH0-PH1-PH2-PH3
 C900AD Ⓞ 1"

3/8" C910A ○ 6-7-8-9-10-11-12-13-14-15-16-17-18-19-20-21-22-24 mm
 C910L ○ 8-10-11-12-13-14-17-19 mm
 C910FTX ○ E6-E7-E8-E10-E11-E12-E14
 910E/55 200 mm
 C910/25
 C910/21 75 mm
 C910/22 150 mm
 C920/15F □ 1/2" - ■ 3/8"
 C910PE ○ 4-5-6-7-8-9-10 mm
 C910TX ○ T15-T20-T25-T27-T30-T40-T45
 860EA/C31 Ⓞ 1" ● 1/2" Ⓞ 3/8" Ⓞ 1/4" Ⓞ 3/16"
 1256/C36-2



1/2" C920A ○ 8-9-10-11-12-13-14-15-16-17-18-19-20-21-22-23-24-27-30-32 mm
 C920L ○ 10-12-13-14-15-16-17-18-19-21-22-24-27-30-32 mm
 C920FTX ○ E10-E12-E14-E16-E18-E20-E22-E24
 920E/55 Ⓞ
 C920/25
 C920/21 125 mm
 C920/22 250 mm
 C910/16F □ 3/8" - ■ 1/2"
 C920PE ○ 5-6-7-8-9-10-12-14 mm
 C920PE/L ○ 5-6-7-8-9-10-12-14 mm
 C920TX ○ T27-T30-T40-T45-T50-T55-T60
 C920TX/L ○ T30-T40-T45-T50-T55-T60-T70



55 Ⓞ 6x7-8x9-10x11-12x13-14x15-16x17-18x19-20x22-21x23-24x27-30x32 mm
 90 Ⓞ 6x7-8x9-10x11-12x13-14x15-16x17-18x19-20x22-21x23-24x27-30x32 mm
 97BTX/SC8 T9-T10-T15-T20-T25-T27-T30-T40



42C Ⓞ 6-7-8-9-10-11-12-13-14-15-16-17-18-19-20-21-22-23-24-27-30-32 mm
 96BPC/SC9 ○ 1,5-2,2-5-3-4-5-6-8-10 mm



1201 ● 2,5x50-3x75-4x100-5,5x125-6,5x150-8x200 mm
 1201N ● 4x30 mm
 1202 Ⓞ PH0x60-PH1x80-PH2x100-PH3x150
 1202N Ⓞ PH1x30 mm
 1207TX ○ T06-T07-T08-T09- T10-T15-T20-T25-T27-T30-T40-T45
 1253 ● 3,5x100 mm



1082CM 160 mm
 1150CM 180 mm
 1166CM 200 mm
 1168CM 200 mm
 1048 250 mm
 1098 220 mm
 1032-180 ○ 19+60 mm
 1034-170 ○ 19+60 mm
 1036-175 ● 19+60 mm
 1038-175 ● 19+60 mm
 1052 190-240 mm
 1128BMX

Beta Utensili S.p.A.
Via Volta 18
20845 Sovico (MB) - Italy
Tel. +39 039.2077.1
Fax + 39 039.2010742



 **Beta**
— EASY —



bolas
máquinas e ferramentas

Representante Exclusivo para Portugal:

Bolas - Máquinas e Ferramentas de Qualidade, S.A.

SEDE E ARMAZÉM CENTRAL:
Zona Industrial Almeirim Norte
Rua Sebastião Mendes Bolas, nº 7
7006-801 ÉVORA
Ap.53 EC Rossio | 7006-801 ÉVORA | Portugal
Telf. 266 749 300 (6 linhas) | Fax 266 749 309
E-mail: geral@bolas.pt

DELEGAÇÃO LISBOA:
ALVERCA PARK-NÚCLEO EMPRESARIAL
Estrada Nacional 10, km 126,5
2615-660 SOBRALINHO
Ap.78 EC Alverca
2616-907 ALVERCA DO RIBATEJO | Portugal
Telf. 219 588 750 (3 linhas) | Fax 219 588 759
E-mail: del.lisboa@bolas.pt

DELEGAÇÃO NORTE:
CENTRO DE NEGÓCIOS DO FREIXEIRO
Rua Antero de Quental, 280
4455-586 PERAFITA
Ap.5142 EC Freixeiro
4456-901 PERAFITA | Portugal
Telf. 229 997 070/1 | Fax 229 965 169
E-mail: del.norte@bolas.pt

www.bolas.pt

099804392



Imagens meramente indicativas. A Beta Utensili S.p.A. reserva-se o direito de actualizar ou modificar a sua gama de produtos sem aviso prévio.